



VHF AND UHF DIGITAL TRANSCEIVERS

IC-F3230DT

VHF Transceiver with Full Keypad

IC-F4230DT

UHF Transceiver with Full Keypad

IC-F3230DS

VHF Transceiver with Simple Keypad

IC-F4230DS

UHF Transceiver with Simple Keypad

IDAS™ Multi-site Trunking Radio with Superior Waterproof Protection



IDAS™ digital mode operation

The IC-F3230D series provides NXDN™ CAI-based IDAS digital mode operation. It is compatible with IDAS multi-site and single-site trunking and IDAS multi-site conventional.

IP67 waterproof and dust-tight protection

The IC-F3230D series provides outstanding protection against water and dust equivalent to IP67. The IC-F3230D series can withstand 1m depth of water for 30 minutes and its dust-tight construction prevents the ingress of powder dust, sand, mud and other objects.

Easy to hear in noisy areas

The built-in bridge-tied load (BTL) amplifier delivers a powerful 1000mW* audio output from the large speaker. In addition, the digital modulation provides distinct clarity even at the fringes of the communication range.

* Typical with internal speaker

Channel announcement

When you change the operating channel, the radio announces the channel number. Convenient for making radio adjustments without having to look at the radio.

8-character LCD

An 8-character alphanumeric LCD with user-friendly icons shows a variety of information and operating status such as caller's name, received message, etc.

Roaming scan

In the multi-site trunking mode, if the signal condition worsens as the radio user moves, the roaming scan automatically finds a new site to retain the communication link and quality.

IDAS™ digital mode features

- Up to 500 individual and up to 500 group ID aliases (Each for single-site/multi-site/conventional)
- PTT ID and ANI
- Status
- Radio check (RX)
- Call alert
- Emergency
- ATB (All Trunks Busy) ring back
- SDM (Short Data Message)
- RAN (Radio Access Number)
- Stun/kill/revive (RX)
- Remote monitor (RX)
- Digital voice scrambler

* TX: Transmit, RX: Receive

Other features

- CTCSS/DTCS encoder/decoder*
- Up to 128 memory channel with 8 zones
- Optional HM-168LWP, waterproof speaker-mic
- Low battery alert
- Voting scan
- Talk around function
- Surveillance function
- 2-step power save
- Time out timer
- Lone worker function
- Forced narrow function*

* Analog mode only.

Note: IC-F3230DT/F4230DT is NOT available in some countries. (Not available in the USA.)



IC-F3230DS

IC-F4230DT



SPECIFICATIONS

	IC-F3230DT/DS	IC-F4230DT/DS
GENERAL		
Frequency coverage (MHz)	136-174	350-400, 400-470 450-512, 450-520
Number of channels	128 channels/8 zones	
Type of emission	16K0F3E*/11K0F3E/8K50F3E/4K00F1E/F1D	
Channel spacing	25*/12.5/6.25 kHz	
Power supply requirement	7.5V DC nominal	
Current drain TX (approx.)	1.3A (High)	
RX (approx.)	400mA/100mA (Max. audio/Standby)	
Antenna impedance	50Ω	
Operating temperature range	-30°C to +60°C; -22°F to +140°F (Radio specifications)	
Dimensions (W×H×D)	53×120×37 mm; 2.09×4.72×1.46 in (With BP-232WP)	
(Projections not included)		
Weight (approx.)	340g; 12oz (With MB-94R, BP-232WP & antenna)	
TRANSMITTER		
Output power (at 7.5V DC)	5W, 2W, 1W (Hi, L2, L1)	4W, 2W, 1W (Hi, L2, L1)
Max. frequency deviation	±5.0/±2.5kHz (Wide/Narrow)	
Frequency stability	±1.0ppm	
Spurious emissions	75dB typ.	
FM Hum and Noise	52/46dB typ. (W/N)	46/40dB typ. (W/N)
Audio harmonic distortion	1.0/2.0% typ. (AF 1kHz 40% deviation, W/N)	
FSK error	2% typ.	
Ext. microphone connector	3-conductor 2.5 (d) mm (1/10")/2.2kΩ	
RECEIVER		
Sensitivity (Analog 12dB SINAD)	0.23μV typ.	0.24μV typ.
(Digital 5% BER)	0.18μV typ.	0.18μV typ.
Adjacent channel selectivity	77/71/58dB typ. (W/N/D)	74/67/58dB typ. (W/N/D)
Spurious response rejection	90dB typ.	80dB typ.
Intermodulation rejection	75/75/70dB typ. (W/N/D)	76/76/72dB typ. (W/N/D)
Hum and noise	48/42dB typ. (W/N)	46/40dB typ. (W/N)
Audio output power	1000mW typ. (Internal SP)	
(at 5% distortion, 8Ω load)	400mW typ. (External SP)	
Ext. speaker connector	2-conductor 3.5 (d) mm (1/8")/8Ω	

Measurements made in accordance with EIA/TIA-603.

All stated specifications are subject to change without notice or obligation.

* 25kHz bandwidth is no longer available for FCC Part 90 licensees for USA versions. Ask your dealer if you need 25kHz bandwidth.

Applicable U.S. Military Specifications & IP Rating

Standard	MIL 810G	
	Method	Procedure
Low Pressure	500.5	I, II
High Temperature	501.5	I, II
Low Temperature	502.5	I, II
Temperature Shock	503.5	I-C
Solar Radiation	505.5	I
Rain Blowing/Drip	506.5	I, III
Humidity	507.5	II
Salt Fog	509.5	-
Dust Blowing	510.5	I
Immersion	512.5	I
Vibration	514.6	I
Shock	516.6	I, IV

Also meets equivalent MIL-STD-810-C, -D, -E and -F.

Ingress Protection Standard (IC-F3230DT/DS, F4230DT/DS with BP-232WP)	
Dust & Water	IP67 (Dust-tight and waterproof protection)


Supplied accessories: (* May differ or not supplied according to version)

- Battery pack, BP-232WP
- Belt clip, MB-94R
- Antenna
- Desktop charger, BC-160*
- AC adapter, BC-145SA/SE*

OPTIONS

Some options may not be available in some countries. Please ask your dealer for details.

BATTERY PACK AND CASES




BP-232WP BP-240 BP-261

Battery packs and cases	Type	Capacity	Operating time*
BP-232WP	Li-Ion 7.4V	2250mAh (min.) 2300mAh (typ.)	19/17 hours (VHF/UHF)
BP-240	LR03 (AAA) batteries × 6		-
BP-261	LR6 (AA) batteries × 6		-

* Approx. Tx: Rx: standby = 5:5:90. Power save function ON.


REGULAR CHARGER



BC-147S*1 BC-171

Charges the BP-232WP in 8-10 hours (approx.).


RAPID CHARGER



BC-123S*1 BC-160

Charges the BP-232WP in 3 hours (approx.).

RAPID CHARGER



AD-106 BC-145S*1 BC-119N

Charges the BP-232WP in 3 hours (approx.).

*1 BC-123/BC-145/BC-147SA for USA, SE for Europe, SV for Australia. BC-123/BC-145SUK for UK.

MULTI-CHARGER



BC-197

CIGARETTE LIGHTER CABLE & POWER SUPPLY CABLES



CP-23L OPC-515L OPC-656

For use with BC-119N or BC-160 For use with BC-119N For use with BC-197

SPEAKER-MICROPHONES




HM-168LWP HM-158LA HM-159LA

EARPHONE-MICROPHONE




HM-166LA

HEADSETS (VS-4LA required)




HS-94 Earhook type HS-95 Behind-the-head type HS-97 Throat type

PTT SWITCH CABLE




VS-4LA Required when using any of these headsets, HS-94, HS-95 or HS-97.

BELT CLIPS




MB-93 Swivel type MB-94R Alligator type Same as supplied.

LEATHER BELT HANGERS



MB-96N Swivel type MB-96F Fixed type MB-96FL Long type

CHARGER BRACKET



MB-130 For use with BC-160

- STUBBY ANTENNAS**

 - FA-SC56VS: 150-162MHz
 - FA-SC57VS: 160-174MHz
 - FA-SC73US: 450-490MHz

CUT ANTENNAS

 - FA-SC61VC: 136-174MHz
 - FA-SC61UC: 380-520MHz

HIGH GAIN ANTENNAS

 - FA-SC62V: 150-160MHz
 - FA-SC63V: 155-165MHz

ANTENNAS

 - FA-SC25V: 136-150MHz
 - FA-SC55V: 150-174MHz
 - FA-SC25U: 400-430MHz
 - FA-SC57U: 430-470MHz

- FA-SC72U: 470-520MHz
 - FA-SC01U: 350-400MHz
 - FA-SC03U: 380-430MHz

CHARGER ADAPTER

 - AD-122

AD-122 charger adapter is supplied with the BC-197, depending on BC-197's version.

Icom, Icom Inc. and Icom logo are registered trademarks of Icom Incorporated (Japan) in Japan, the United States, the United Kingdom, Germany, France, Spain, Russia, Australia, New Zealand and/or other countries. IDAS and IDAS logo are trademarks of Icom Incorporated. NXDN is a trademark of Icom Incorporated and JVC KENWOOD Corporation. All trademarks are the properties of their respective holders.

Icom Inc.

1-1-32, Kami-minami, Hirano-Ku, Osaka 547-0003, Japan Phone: +81 (06) 6793 5302 Fax: +81 (06) 6793 0013

www.icom.co.jp/world

Count on us!

Icom America Inc.

12421 Willows Road NE,
Kirkland, WA 98034, U.S.A.
Phone: +1 (425) 454-8155
Fax: +1 (425) 454-1509
E-mail: sales@icomamerica.com
URL: <http://www.icomamerica.com>

Icom (Europe) GmbH

Communication Equipment
Auf der Krautweide 24
65812 Bad Soden am Taunus, Germany
Phone: +49 (6196) 76685-0
Fax: +49 (6196) 76685-50
E-mail: info@icom-europe.com
URL: <http://www.icomeurope.com>

Icom France s.a.s.

Zac de la Plaine,
1 Rue Brindejeon des Moulinais, BP 45804,
31505 Toulouse Cedex 5, France
Phone: +33 (5) 61 36 03 03
Fax: +33 (5) 61 36 03 00
E-mail: icom@icom-france.com
URL: <http://www.icom-france.com>

Asia Icom Inc.

6F No. 68, Sec. 1 Cheng-Teh Road,
Taipei, Taiwan, R.O.C.
Phone: +886 (02) 2559 1899
Fax: +886 (02) 2559 1874
E-mail: sales@asia-icom.com
URL: <http://www.asia-icom.com>

Your local distributor/dealer:

Icom Canada

Glenwood Centre #150-6165
Highway 17A, Delta, B.C.,
V4K 5B8, Canada
Phone: +1 (604) 952-4266
Fax: +1 (604) 952-0090
E-mail: info@icomcanada.com
URL: <http://www.icomcanada.com>

Icom Spain S.L.

Ctra. Rubi, No. 88 "Edificio Can Castanyer"
Bajos A 08174, Sant Cugat del Valles,
Barcelona, Spain
Phone: +34 (93) 590 26 70
Fax: +34 (93) 589 04 46
E-mail: icom@icomspain.com
URL: <http://www.icomspain.com>

Icom (Australia) Pty. Ltd.

Unit 1 / 103 Garden Road,
Clayton, VIC 3168 Australia
Phone: +61 (03) 9549 7500
Fax: +61 (03) 9549 7505
E-mail: sales@icom.net.au
URL: <http://www.icom.net.au>

Shanghai Icom Ltd.

No.101, Building 9, Caifuxingyuan Park,
No.188 Maoting Road, Chedun Town,
Songjiang District, Shanghai, 201611, China
Phone: +86 (021) 6153 2768
Fax: +86 (021) 5765 9987
E-mail: bjicom@bjicom.com
URL: <http://www.bjicom.com>

Icom Brazil

Rua Itororó, 444 Padre Eustáquio
Belo Horizonte MG,
CEP: 30720-450, Brazil
Phone: +55 (31) 3582 8847
Fax: +55 (31) 3582 8987
E-mail: sales@icombrasil.com

Icom (UK) Ltd.

Blacksole House, Altira Park,
Herne Bay, Kent, CT6 6GZ, U.K.
Phone: +44 (0) 1227 741741
Fax: +44 (0) 1227 741742
E-mail: info@icomuk.co.uk
URL: <http://www.icomuk.co.uk>

Icom New Zealand

39C Rennie Drive, Airport Oaks,
Auckland, New Zealand
Phone: +64 (09) 274 4062
Fax: +64 (09) 274 4708
E-mail: inquiries@icom.co.nz
URL: <http://www.icom.co.nz>